

St. Cloud State University

The Repository at St. Cloud State

Student and Campus Surveys

SCSU Survey

Spring 1997

SCSU Student Survey [Spring 1997]

St. Cloud State University

Follow this and additional works at: <https://repository.stcloudstate.edu/sacs>

STUDENT SURVEY APRIL, 1997 THIRD DRAFT 4/10/97 *INDICATES CHANGE

*This is calling from the Saint Cloud State
University Survey Research Lab at S.C.S.U.

May I speak with STUDENT NAME)?

[IF PERSON CAN'T COME TO PHONE]

When will he/she be in?

[DATE/TIME] [IF STUDENT COMES TO PHONE-YOU MAY HAVE TO
REINTRODUCE YOURSELF]

INTERVIEWER: PRESS ANY KEY TO CONTINUE, CTRL/END
TO STOPINTERVIEW

Q: PURPOSE -----

T:

We are conducting a survey of S.C.S.U. students concerning
student services, activities and issues. Your name was randomly
selected by a computer from a list of all students. The interview
will just take a few minutes. Also, this interview is confidential
and completely voluntary. If we should come to any question that you don't
want to answer, just let me know and we'll go on to the next question.

[IF STUDENT HAS MOVED BUT STILL IN SCHOOL GET NEW
PHONE NUMBER AND PUT IT IN CALLBACK]

Q: RES1 -----

T:

We would like to begin by asking you about your views about SCSU
residence halls. Have you ever lived in a residence hall at SCSU?

1. YES-ASK NEXT QUESTION
5. NO-GO TO CUL1
8. DK-GO TO CUL1
9. REFUSED-GO TO CUL1

Q: RES2 -----

T:

Would you recommend living in the SCSU residence halls to your
friends?

1. YES-GO TO RES3
5. NO-GO TO QUESTION RES4
8. DON'T KNOW-GO TO CUL1
9. REFUSED-GO TO CUL1

Q: RES3 -----

T:

What is the major reason you would recommend living in residence
halls at SCSU? [DO NOT READ LIST -PROBE FOR ONE RESPONSE AND THEN
GO TO CUL1]

1. MEET PEOPLE
2. CONVIENCE/LOCATION
3. INVOLVMENT WITH CAMPUS
4. COST
5. OTHER-ENTER
8. DON'T KNOW
9. REFUSED

PER CREDIT HOUR)

- | | |
|-----------------------|-----------------------------|
| 1. NO FEE | 5. FIVE DOLLARS |
| 2. LESS THAN A DOLLAR | X 6. MORE THAN FIVE DOLLARS |
| 3. TWO DOLLARS | 7. SATISFIED OR 1 DOLLAR |
| 4. THREE DOLLARS | 8. DON'T KNOW |
| X 5. FOUR DOLLARS | 9. REFUSED |

Q:COMP2 -----

T:

SCSU is in the process of developing a campuswide information system for students to access information on-line and potentially register for classes through the campus computer network. Students may want and need to access the computer more frequently and for longer periods of time for a variety of different reasons. Within the next two to three years, do you see yourself acquiring a personal computer through a purchase, a lease, or a work to pay option?

1. NO-SEE NO NEED FOR A PERSONAL COMPUTER
2. NO-ALREADY HAVE PERSONAL COMPUTER
3. YES-I PLAN ON PURCHASING A COMPUTER SOON
4. YES-INTERESTED IN LEASING
5. INTERESTED IN WORK AND PAY OPTION
6. HAVE COMPUTER AND INTERESTED IN UPGRADE
8. DON'T KNOW
9. REFUSED

Q:CHANGE1 -----

T:

Here's a different topic. If you could change up to three things at SCSU what would they be? [DO NOT READ LIST -UP TO THREE]

- | | |
|---------------------------------------|---------------------|
| 10. ADEQUACY OF COURSE INSTRUCTION | 20. PARKING |
| 11. AVAILABILITY GENERAL ED. CLASSES | 21. PARTY ATMOS. |
| 12. AVAIL. COURSES FOR STUDENTS MAJOR | 22. SAFETY/SECURITY |
| 13. ACADEMIC ADVISING | 23. STUDENT FEES |
| 14. ATWOOD FOOD | 24. TUITION |
| 15. DORM FOOD | 25. OTHER-ENTER |
| 16. CAMPUS LIVING | 26. DON'T KNOW |
| 17. LESS ALCOHOL USE | 27. REFUSED |
| 18. CLASS SIZE | 28. NO MORE ANSWERS |
| 19. MORE CAREER COUNSELING | |

Q: CHANGE2 -----

T:

Now what things would you not change at SCSU?
[UP TO THREE-DO NOT READ LIST]

- | | |
|------------------------------------|-----------------------|
| 10. ADEQUACY OF COURSE INSTRUCTION | 22. OFF CAMPUS LIVING |
| 11. AVAILABILITY OF CLASSES | 23. PARTY ATMOSPHERE |
| 12. ADVISING | 24. PROGRAMS |
| 13. ATWOOD-GENERAL | 25. SAFETY/SECURITY |
| 14. ATWOOD-FOOD | 26. TUITION/FEES |
| 15. BEAUTY OF CAMPUS | 27. OTHER-ENTER |
| 16. CAREER COUNSELING | 28. DON'T KNOW |
| 17. CAMPUS LIVING | 29. REFUSED |
| 18. CLOSE TO HOME | 30. NO MORE ANSWERS |
| 19. DORM FOOD | |
| 20. FRIENDLINESS OF PEOPLE | |
| 21. GOOD SCHOOL | |

5. WORLD WIDE WEB
6. DON'T PAY ATTENTION
7. OTHER
8. DON'T KNOW
9. REFUSED

Q:MEDIA4 -----

T:

How many hours a week to you watch or listen to news on television or radio?

_____ [TWO DIGIT NUMBER ONE HOUR =01 NUMBER 0-96]

- 97 OR HIGHER
98. DON'T KNOW
99. REFUSED

Q:SUPER -----

T:

What team won the Super Bowl this year?

1. GREEN BAY IS CORRECT (PACKERS ACCEPTABLE)
5. INCORRECT RESPONSE
8. DON'T KNOW
9. REFUSED

Q:BUDGET -----

T:

Has a budget compromise been reached between the Republican Congress and President Clinton for next year?

1. YES
5. NO
8. DON'T KNOW
9. REFUSED

Q:MELROSE -----

T:

Name 1 character on the Fox television show, "Melrose Place."

1. CURRENT MELROSE PLACE CAST:

| | | |
|-----------------|----------------|-----------------|
| Sydney Andrews | Peter Burns | Billy Campbell |
| Craig Field | Matt Fielding | Jake Hanson |
| Megan Lewis | Jane Mancini | Michael Mancini |
| Kyle McBride | Taylor McBride | Alison Parker |
| Samantha Reilly | Jo Reynolds | Kimberly Shaw |
| Amanda Woodward | | |

5. INCORRECT RESPONSE
8. DON'T KNOW
9. REFUSED

Q:POLPAR -----

T:

Do you have the same political affiliation as your parents or guardian you feel closest to?

1. YES
5. NO
8. DON'T KNOW
9. REFUSED

*Q:IMPORT -----

T:

At this time in your life which of the following is most important ? [READ CHOICES-PROBE FOR ONE]

1. Paying attention to public affairs and politics
2. Completing school
3. Finding or starting a career
4. Finding a significant other
8. DON'T KNOW
9. REFUSED

Q:STUGOV -----

T:

Give the full name of the current SCSU Student Government President.

- 1 .WILLIAM LITTLEJOHN OR LITTLEJOHN IS CORRECT RESPONSE
5. WRONG
8. DON'T KNOW
9. REFUSED

Q:OJ -----

T:

Give the full name of the judge that presided over the O.J Simpson trial.

1. LANCE ITO OR ITO IS CORRECT
5. INCORRECT RESPONSE
8. DON'T KNOW
9. REFUSED

Q:SEC -----

T:

Give the full name of the current U.S. Secretary of State.

1. MADELEINE ALBRIGHT OR ALBRIGHT IS CORRECT
5. INCORRECT RESPONSE
8. DON'T KNOW
9. REFUSED

Q:COKE -----

T:

What consumer product is advertised by the slogan, "Just for the Taste of It?"

1. DIET COKE IS CORRECT
5. INCORRECT RESPONSE
8. DON'T KNOW
9. REFUSED

Q:GRUBE -----

T:

Give the full name of the SCSU University President.

1. BRUCE GRUBE OR GRUBE IS CORRECT
5. INCORRECT RESPONSE
8. DON'T KNOW
9. REFUSED

Q:VOTE -----

T:

In the 1996 election for President of the United States did you vote for Bill Clinton, Bob Dole, Ross Perot, somebody else or didn't you vote?

1. BILL CLINTON
2. BOB DOLE
3. ROSS PEROT
4. OTHER
5. DIDN'T VOTE
8. DON'T KNOW
9. REFUSED

Q:CLINTON -----

T:

Do you approve or disapprove of the way President Clinton is handling his job?

1. APPROVE
5. DISAPPROVE
8. DON'T KNOW
9. REFUSED

Q:PARTY2 -----

T:

Generally speaking with respect to your political views, do you consider yourself to be a conservative, liberal, or moderate?

1. CONSERVATIVE
2. MODERATE
3. LIBERAL
8. DON'T KNOW
9. REFUSED

Q:HOUSE -----

T:

Which party currently controls the U.S. House of Representatives?

1. DEMOCRATS
2. REPUBLICANS
3. OTHER
8. DON'T KNOW
9. REFUSED

Q:THANKYOU -----

T:

I would like to thank you very much for your time and cooperation. You have been very helpful. If you would like to see the results of this survey you may contact Dr. Steve Frank in the Political Science Department in about a month. Good-bye!

[CONTACT PERSON PROFESSORS JOHN MURPHY (320-255-2154 OR STEVE FRANK AT 320-255-4131] INTERVIEWER-BEFORE YOU ENTER DISPOSITION CODE MAKE SURE INTERVIEW SCHEDULE IS COMPLETE AND ACCURATE. BRING TO A DIRECTOR'S ATTENTION ANY PROBLEMS WITH THE INTERVIEW, SUCH AS DIFFICULT QUESTIONS, CODING PROBLEMS, ETC.

SCSU SURVEY

SUMMARY OF RESULTS FROM THE APRIL, 1997 SURVEY OF CURRENTLY ENROLLED SCSU STUDENTS

RESIDENTIAL LIFE QUESTIONS

RESPONSIBLE DIRECTOR FOR THIS SECTION: DAN OLSON

FACULTY DIRECTORS: DRS. STEVE FRANK (POLITICAL SCIENCE) AND
JOHN MURPHY (SOCIOLOGY)

STUDENT DIRECTORS:
MICHAEL GRISWOLD
JENNIFER GUNDERSON
DAN OLSON
JENNIFER WATRIN

Residential Life Questions

Prepared by:

Daniel Olson

Senior Student Director

5-14-97

Residential Life wanted to have four questions on the annual student survey. We decided to use the same questions that were on the previous student survey. The questions were as follows: Have you ever lived in a residence hall at SCSU?, Would you recommend living in the SCSU residence halls to your friends?, What is the major reason you would recommend living in residence halls at SCSU?, and What is the major reason you would not recommend living in residence halls at SCSU? The first two questions listed are close-ended questions. The possible answers are yes, no, don't know, or refuse. The last two questions are partial open-ended questions. A list was provided for the interviewer of the top reasons given in last years survey, but the respondent had to give their response without any knowledge of the list. The lists were used to make coding easier (there was an other category for any answer that was not on the list). Through these questions, Residential Life wanted to find out who is living in the dorms, if they would recommend living in the dorms to their friends, and what are the major reasons why students would or would not recommend living in the dorms to their friends. The first question was asked to everyone who completed the survey. If the respondent had never lived in a dorm, the rest of the Residential Life questions were automatically skipped by the CATI (Computer Assisted Telephone Interview) system.

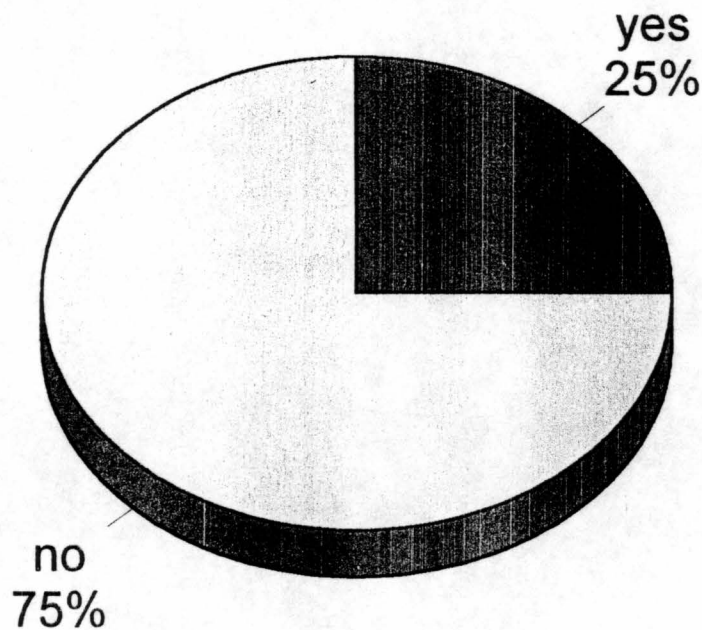
The SCSU Survey completed 510 interviews with currently enrolled students (see methodology statement). One out of four students (25%) surveyed said that they have lived in the dorms. Last year the results were fairly similar. Just under one out of four students (21%) surveyed last years said that they had lived in the dorms. Of the students who said that they have lived in a dorm just over one out of two (55%) were males and just under one out of two (45%) were females. Over one out of every two students (56%) did not currently live in the dorms and just under one out of every two students (44%) did currently live in the dorms. This was also broken down by class standing, however, the data was not statistically significant.

Of the students who have lived in the dorms, a little over eight out of ten students (83%) said that they would recommend living in the dorms to their friends. This is identical to last years data. Just over one out of ten students (13%) said they would not recommend living in the dorms to their friends. This is only up one percent from last years data. Males and females were just as likely to recommend living in the dorms to their friends.

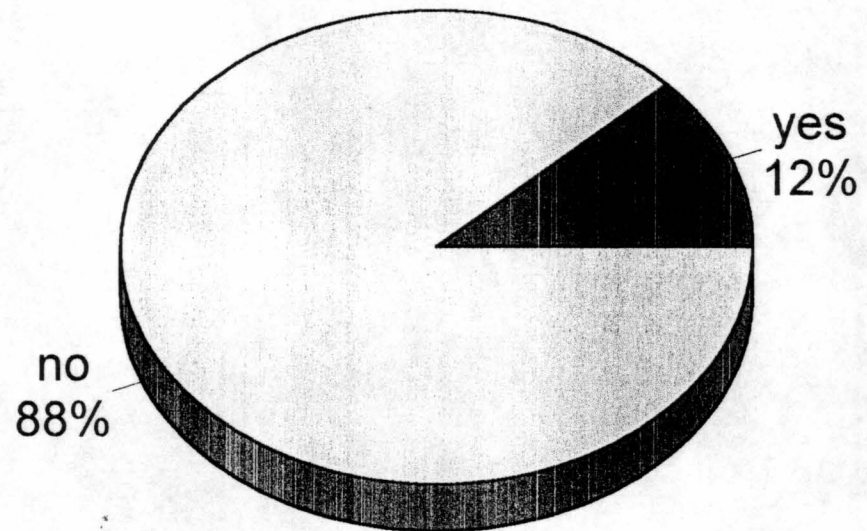
If the students said they would recommend living in the dorms to their friends, then they were asked what the major reason was that they would recommend it. The three major reasons why students would recommend living in the dorms were to meet people, convenience and location, and they thought it was a good way to get involved on campus. Over six out of ten students (64%) said that they thought it was a good way to meeting people. Just over two out of ten students (22%) said that it was convenient or a good location. Just under one out of ten students (9%) said that they thought it was a good way to get involved on campus. There were some other responses such as cost, but the number of responses given were not enough to run any meaningful analysis. These results were very similar to last years data. Meeting people, convenience and location, and campus involvement received similar percentages and were in the exact same order for the last two years. No other significant relationships were found.

If the students said that they would not recommend living in the dorms, then they were asked to give the major reason why they would not recommend living in the dorms. Please keep in mind that only eleven students said that they would not recommend living in the dorms to their friends. I point this out, since the sample size is very small, a meaningful analysis cannot be done. Eight people listed privacy and crowdedness as the reason they would not recommend living in the dorms to their friends. Cost (one response) and noise (two responses) were also given. Due to the small number of responses that were given, no other analysis was done.

Ever Lived In SCSU Dorm/ Presently Live in SCSU Dorm




ever



now live

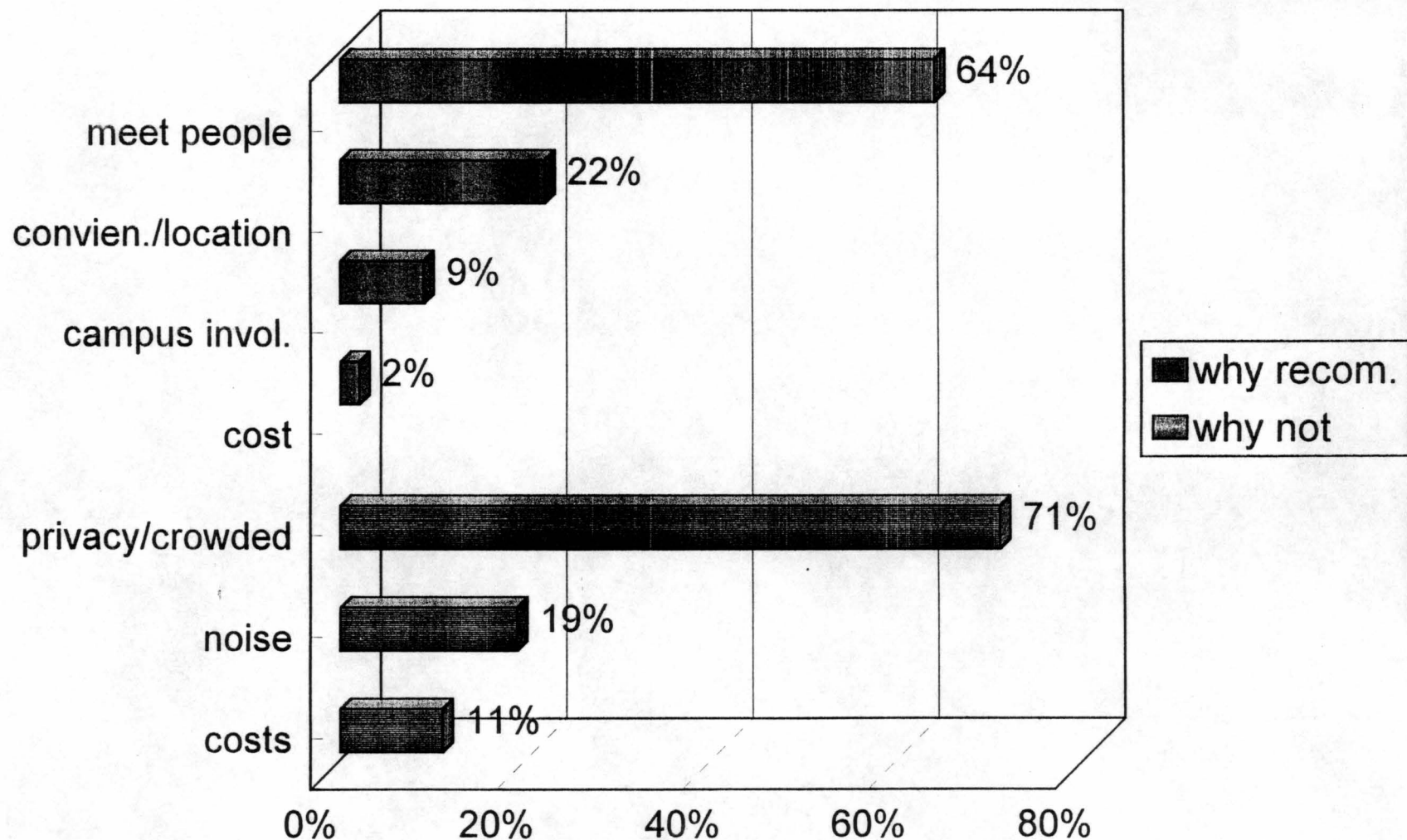
Source: Ever from 4/27 SCSU Survey n=510/ Present imported from SCSU Administrative Computer Center

If Student Has Ever Lived In SCSU Dorm-Would They Recommend Living In A SCSU Dorm



Source: SCSU Survey 4/27 n=510

SCSU Students Who Have Lived In A Dorm-Top Reasons They Would Recommend/Not Recommend Living In SCSU Dorm



Source: SCSU Survey 4/27 n=510 (not recommend has only 11 responses)

SUMMARY OF METHODOLOGY OF THE APRIL, 1997 SAINT CLOUD STATE UNIVERSITY SURVEY OF SCSU STUDENTS

The SCSU Survey is an ongoing survey research arm of the Social Science Research Institute in the College of Social Sciences at St. Cloud State University. During April 20-22, 1997 the Survey conducted a survey of currently enrolled S.C.S.U. students currently residing in Sherburne, Stearns or Benton county. The purpose of the survey was to serve the needs of various SCSU clients such as Administrative Affairs, Academic Computing, Affirmative Action and the Housing Office. We also asked questions aimed at understanding some aspects of student's political views and knowledge. The student and faculty directors developed the instrument. Client's questions were developed in cooperation with the clients. Some of the social and political questions were adapted from an instrument from Colorado College (Dr. Leif Carter.) Many of the other political questions are standard survey questions. The survey was pretested.

Directors of the survey are Dr. Steve Frank, SCSU Professor of Political Science and Dr. John Murphy, SCSU Professor of Sociology. Dan Olson served as senior student director assisted by directors Jennifer Watrin, Jennifer Gunderson and Michael Griswold.

After three-five hours of training and screening about 25 SCSU students (some did this as part of a class assignment and some were paid.) conducted the actual interviews. Directors monitored the interviewers. All calls were made from the SCSU Survey Research Laboratory using our computer-assisted telephone interviewing system. CATI network assistance was provided by SCSU Social Science Technical Support Doni Lemon and Dan Ross.

The goal was to obtain 500+ completed surveys of currently enrolled students. Several steps were taken to ensure that the telephone sample is representative of students who have telephones. The SCSU Administrative Computer Service drew a random sample of about 1300 students. Although this is the most current list available some students are mobile and current housing data is difficult to maintain. In order to reach hard-to-get respondents each number was called up to seven times over different days and times and appointments made, as necessary, to interview the designated respondent at her/his convenience. Calls were primarily made after 4:30 p.m.

CALL BREAKDOWN

| | <u>N</u> | <u>%</u> |
|--|-----------------------------|----------|
| COOPERATION RATE | (A) | 91% |
| REACHED AND REFUSED | 53 | |
| ANSWERING MACHINE | about 162 (Tried 4-5 times) | |
| NOT WORKING | 68 | |
| CALL BACK NOT COMPLETED | 154 | |
| NOT ELIGIBLE (OUT OF TOWN, WRONG NUMBER, NO LONGER IN SCHOOL) | 310 | |
| BUSINESS PHONE | 11 | |
| OTHER—incomplete primary cell (incomplete information by Administrative Services) | 17 | |
| COMPLETED | <u>510</u> | |
| [about 15 numbers were held back for cati purposed] | 1300 | |

(A) [COOPERATION RATE IN TELEPHONE SURVEYS IS USUALLY BASED ON THE NUMBER OF COMPLETED CALLS DIVIDED BY THE TOTAL NUMBER OF RESPONDENTS WHO WERE PERSONALLY REACED AND EITHER PARTICIPATED OR REFUSED]

The estimated sample error for a sample of 510 interviews is approximately plus/minus 4.5% at the 95% level of confidence. This means that if one were to have drawn twenty different samples of students and administered the same instrument it would be expected that the overall findings would be greater/lesser than 4.5% only one time in twenty. However, in all sample surveys there are other possible sources of error such as interviewer error and coding error for which precise estimates cannot be calculated. For subsamples such as gender the sample error may be larger.

The demographics of the sample appear to match the larger student population quite well. As is true of almost every population survey, female students were overrepresented. This is compensated for by using a statistical technique called weighting. Ethnic classifications, gender and class status matches the demographics of the student population almost exactly. The cooperation rate of the survey is 91%. Cooperation rate means that once an eligible student was contacted, over nine of ten of the respondents agreed to participate in the survey.

There were forty questions in the survey. Additionally the demographic variables of gender, class standing, ethnic status, live in dorm and year of birth was provided as part of the sample data base and incorporated into the data base. Additional material on the survey's methodology and findings are available by contacting Dr. Steve Frank.

DRS. STEVE FRANK AND JOHN MURPHY ARE MEMBERS OF THE MIDWEST ASSOCIATION OF PUBLIC OPINION RESEARCH (M.A.P.O.R.) AND THE AMERICAN ASSOCIATION OF PUBLIC OPINION RESEARCH AND SUBSCRIBE TO THE CODE OF ETHICS OF THE A.A.P.O.R.

STUDENT SURVEY APRIL, 1997 THIRD DRAFT 4/10/97 *INDICATES CHANGE

*This is calling from the Saint Cloud State
University Survey Research Lab at S.C.S.U.

☐

May I speak with STUDENT

[IF PERSON CAN'T COME TO PHONE]

When will he/she be in?

[DATE/TIME] [IF STUDENT COMES TO PHONE-YOU MAY HAVE TO
REINTRODUCE YOURSELF]

INTERVIEWER: PRESS ANY KEY TO CONTINUE, CTRL/END
TO STOPINTERVIEW

Q: PURPOSE -----

T:

We are conducting a survey of S.C.S.U. students concerning
student services, activities and issues. Your name was randomly
selected by a computer from a list of all students. The interview
will just take a few minutes. Also, this interview is confidential
and completely voluntary. If we should come to any question that you don't
want to answer, just let me know and we'll go on to the next question.

[IF STUDENT HAS MOVED BUT STILL IN SCHOOL GET NEW
PHONE NUMBER AND PUT IT IN CALLBACK]

Q:RES1 -----

T:

We would like to begin by asking you about your views about SCSU residence halls. Have you ever lived in a residence hall at SCSU?

1. YES-ASK NEXT QUESTION
5. NO-GO TO CUL1
8. DK-GO TO CUL1
9. REFUSED-GO TO CUL1

Q:RES2 -----

T:

Would you recommend living in the SCSU residence halls to your friends?

1. YES-GO TO RES3
5. NO-GO TO QUESTION RES4
8. DON'T KNOW-GO TO CUL1
9. REFUSED-GO TO CUL1

Q:RES3 -----

T:

What is the major reason you would recommend living in residence halls at SCSU? [DO NOT READ LIST -PROBE FOR ONE RESPONSE AND THEN GO TO CUL1]

1. MEET PEOPLE
2. CONVIENCE/LOCATION
3. INVOLVMENT WITH CAMPUS
4. COST
5. OTHER-ENTER
8. DON'T KNOW
9. REFUSED

Q:RES4 -----

T:

What is the major reason you would not recommend living in residence halls at SCSU?

□

[DO NOT READ LIST -PROBE FOR ONE RESPONSE]

- 1.
2. ROOMS TOO SMALL
3. PRIVACY/TOO CROWDED
4. NOISE
5. OTHER
8. DON'T KNOW
9. REFUSED

Q:THANKYOU -----

T:

I would like to thank you very much for your time and cooperation. You have been very helpful. If you would like to see the results of this survey you may contact Dr. Steve Frank in the Political Science Department in about a month. Good-bye!

[CONTACT PERSON PROFESSORS JOHN MURPHY (320-255-2154 OR STEVE FRANK AT 320-255-4131] INTERVIEWER-BEFORE YOU ENTER DISPOSITION CODE MAKE SURE INTERVIEW SCHEDULE IS COMPLETE AND ACCURATE. BRING TO A DIRECTOR'S ATTENTION ANY PROBLEMS WITH THE INTERVIEW, SUCH AS DIFFICULT QUESTIONS, CODING PROBLEMS, ETC.

Frequencies

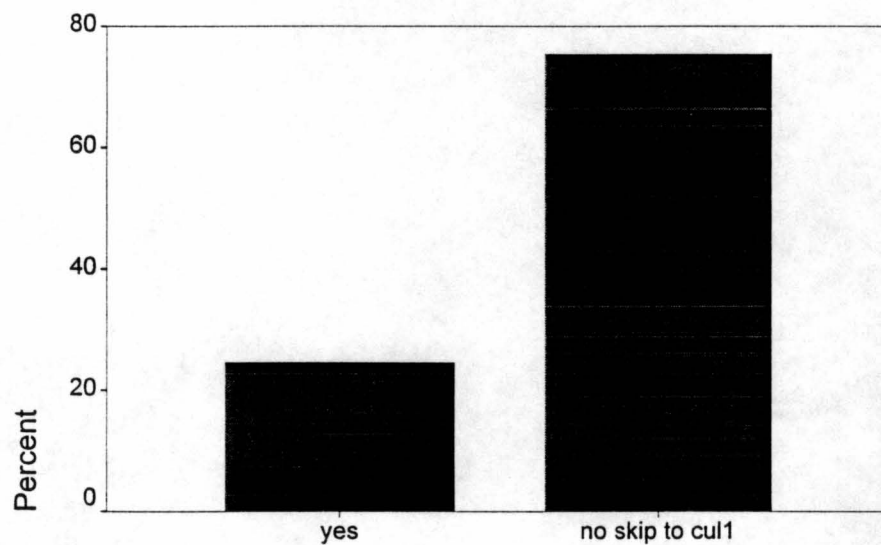
Statistics

| | N | | Mode |
|--------------------------|-------|---------|------|
| | Valid | Missing | |
| ever live in res hall | 510 | 0 | 5 |
| recommend living in hall | 125 | 385 | 1 |
| why recommend hall | 100 | 410 | 1 |
| why not recommend hall | 11 | 499 | 3 |

ever live in res hall

| | | Frequency | Percent | Valid Percent | Cumulative Percent |
|-------|-----------------|-----------|---------|---------------|--------------------|
| Valid | yes | 125 | 24.6 | 24.6 | 24.6 |
| | no skip to cul1 | 385 | 75.4 | 75.4 | 100.0 |
| | Total | 510 | 100.0 | 100.0 | |
| Total | | 510 | 100.0 | | |

Bar Chart



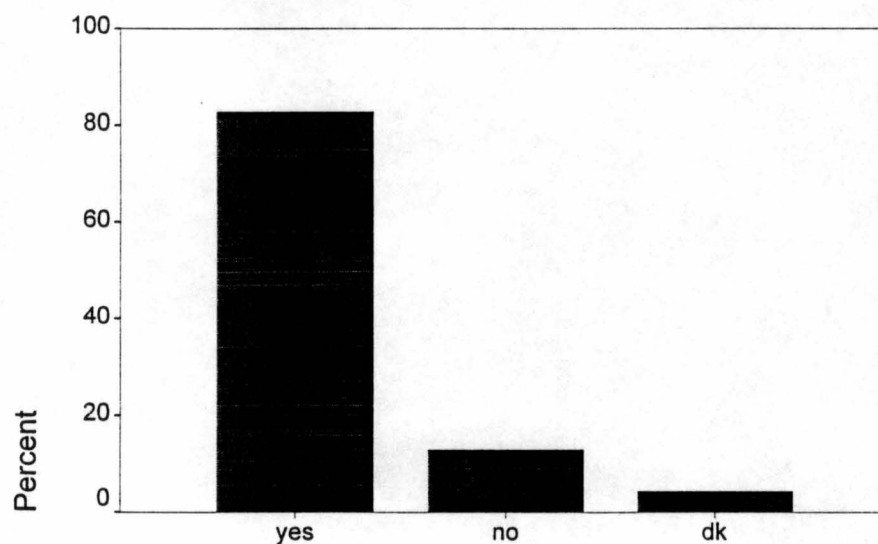
ever live in res hall

Cases weighted by WTFactor

recommend living in hall

| | | Frequency | Percent | Valid Percent | Cumulative Percent |
|---------|-------|-----------|---------|---------------|--------------------|
| Valid | yes | 104 | 20.3 | 82.8 | 82.8 |
| | no | 16 | 3.2 | 12.9 | 95.7 |
| | dk | 5 | 1.1 | 4.3 | 100.0 |
| | Total | 125 | 24.6 | 100.0 | |
| Missing | 0 | 385 | 75.4 | | |
| | Total | 385 | 75.4 | | |
| Total | | 510 | 100.0 | | |

Bar Chart



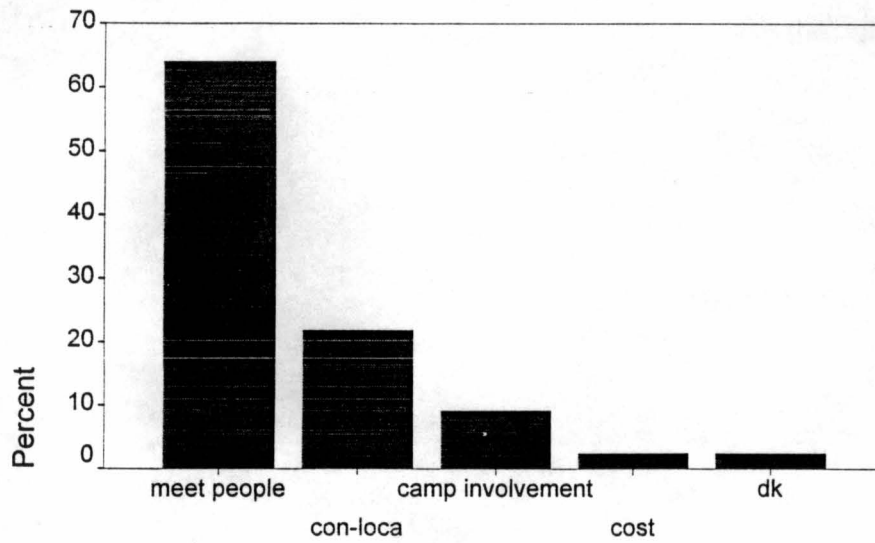
recommend living in hall

Cases weighted by WTFactor

why recommend hall

| | | Frequency | Percent | Valid Percent | Cumulative Percent |
|---------|------------------|-----------|---------|---------------|--------------------|
| Valid | meet people | 64 | 12.6 | 64.1 | 64.1 |
| | con-loca | 22 | 4.3 | 21.9 | 86.0 |
| | camp involvement | 9 | 1.8 | 9.2 | 95.1 |
| | cost | 2 | .5 | 2.4 | 97.6 |
| | dk | 2 | .5 | 2.4 | 100.0 |
| | Total | 100 | 19.7 | 100.0 | |
| Missing | System Missing | 410 | 80.3 | | |
| | Total | 410 | 80.3 | | |
| Total | | 510 | 100.0 | | |

Bar Chart



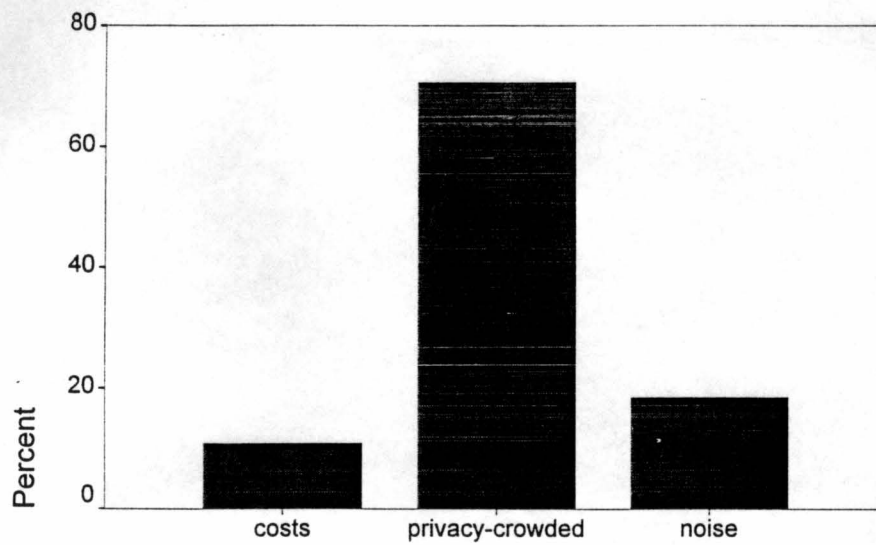
why recommend hall

Cases weighted by WTFactor

why not recommend hall

| | | Frequency | Percent | Valid Percent | Cumulative Percent |
|---------|-----------------|-----------|---------|---------------|--------------------|
| Valid | costs | 1 | .2 | 10.8 | 10.8 |
| | privacy-crowded | 8 | 1.6 | 70.7 | 81.5 |
| | noise | 2 | .4 | 18.5 | 100.0 |
| | Total | 11 | 2.2 | 100.0 | |
| Missing | System Missing | 499 | 97.8 | | |
| | Total | 499 | 97.8 | | |
| Total | | 510 | 100.0 | | |

Bar Chart



why not recommend hall

Cases weighted by WTFactor

SCSU SURVEY

SUMMARY OF RESULTS FROM THE APRIL, 1997 SURVEY OF CURRENTLY ENROLLED SCSU STUDENTS

CULTURAL DIVERSITY QUESTIONS

RESPONSIBLE DIRECTOR FOR THIS SECTION: JENNIFER GUNDERSON

FACULTY DIRECTORS: DRS. STEVE FRANK (POLITICAL SCIENCE) AND
JOHN MURPHY (SOCIOLOGY)

STUDENT DIRECTORS:
MICHAEL GRISWOLD
JENNIFER GUNDERSON
DAN OLSON
JENNIFER WATRIN

A Summary Analysis of SCSU Survey Results of the Three Questions
for SCSU Affirmative Action Office

Jennifer Gunderson
SCSU Survey Director

Methodology: See Summary of Methodology report.

Questions:

- A) Have you ever attended or participated in a cultural program at SCSU?
- B) How would you rate your overall satisfaction with the cultural program or programs you attended? Would you say you were very satisfied, somewhat satisfied, somewhat dissatisfied, or very dissatisfied?
- C) What is your satisfaction with racial harmony at SCSU? Would you say you are very satisfied, somewhat satisfied, somewhat dissatisfied, or very dissatisfied?

For purposes of convenience the racial categories were white and non-white in Questions A, B, and C this was necessary due to the small sample size of non-white students. Of all respondents 27% had attended a cultural program. Of the nonwhite students who responded to whether they had ever attended a cultural program 46% stated yes, compared to 28% of white students. When Question A is examined by gender there is a small difference between females and males; were 30% of females stated they had participated, 25% of males stated they had participated in a cultural program. The demographic of age was divided by those born between 1920-39, 1940-49, 1950-59, 1960-69, and 1970-present. There is not a significant difference between any of the age categories except for the '40-'49 group, this may be nonrepresentative as the sample size is 12. As for class standing in relation to participation in a cultural program it grew with each year as would be expected. As for the students who responded who lived in dorms 37% had participated where as 26% of students not living in dorms had participated. This difference may be explained by the students' proximity to the events as students living in dorms have the

campus at their door.


For Question B again the racial categories were non-white and white, also the following percentages are of those who had participated in a cultural program. Overall 98% of respondents were very satisfied or somewhat satisfied, while only 2% were very or somewhat dissatisfied. Of the non-white students 100% were satisfied with the cultural programs, this may be misleading due to there only being eleven students within this category, but of white students 98% were satisfied. For Questions B and C the very satisfied and somewhat satisfied were tallied together as were the very dissatisfied and somewhat dissatisfied this was done for ease of interpretation. The percentage of females and males who were satisfied with the cultural programming was 98% for both genders. This consistency of satisfaction with cultural programming follows through the age categories, as all were either near or at 100% for respondents being satisfied. Class standing had little effect on the satisfaction of cultural programming, as again very high percentages of satisfaction reported. Dorm living students had 100% satisfaction, while non-dorm living students had 97% satisfaction.

Of all respondents 25% were very satisfied, 56% were somewhat satisfied, 10% were somewhat dissatisfied, and 2% were very dissatisfied with SCSU racial harmony. For Question C the racial categories are non-white and white, and the very satisfied and somewhat satisfied are tallied together as were the very dissatisfied and somewhat dissatisfied. No significant difference in reporting satisfaction with racial harmony along racial classification, by gender, nor by year of birth; all were around a 85% for respondents reporting satisfaction. Satisfaction of racial harmony by class standing was at 93% for first year students, 87% for sophomores, 91% for juniors, 77% for seniors, 96% for undergraduate specialist, 87% five year program, and 89% for other graduate. Those students living in dorms had a 95% satisfaction, while non-dorm living students had a 86% satisfaction with racial harmony.

Overall, more non-white and students living in dorms go

to cultural programs. The overwhelming majority of those who attend the cultural programs are satisfied within in any of the demographics, and racial harmony satisfaction is in the 80%s. There is a question to whether or not there was a shared understanding of what is a cultural program and what is racial harmony. This was recognized going into the study.

Has Student Ever Participated in SCSU Cultural Program And If Yes-Were They Satisfied With It




attended

degree of satisfaction

(very & somewht dissatisfied combined)

Source: SCSU Survey 4/27 Overall n=510 satisfaction n=136

Student's Satisfaction With SCSU Racial Harmony



Source: SCSU Survey 4/27 n=510

SUMMARY OF METHODOLOGY OF THE APRIL, 1997 SAINT CLOUD STATE UNIVERSITY SURVEY OF SCSU STUDENTS

The SCSU Survey is an ongoing survey research arm of the Social Science Research Institute in the College of Social Sciences at St. Cloud State University. During April 20-22, 1997 the Survey conducted a survey of currently enrolled S.C.S.U. students currently residing in Sherburne, Stearns or Benton county. The purpose of the survey was to serve the needs of various SCSU clients such as Administrative Affairs, Academic Computing, Affirmative Action and the Housing Office. We also asked questions aimed at understanding some aspects of student's political views and knowledge. The student and faculty directors developed the instrument. Client's questions were developed in cooperation with the clients. Some of the social and political questions were adapted from an instrument from Colorado College (Dr. Leif Carter.) Many of the other political questions are standard survey questions. The survey was pretested.

Directors of the survey are Dr. Steve Frank, SCSU Professor of Political Science and Dr. John Murphy, SCSU Professor of Sociology. Dan Olson served as senior student director assisted by directors Jennifer Watrin, Jennifer Gunderson and Michael Griswold.

After three-five hours of training and screening about 25 SCSU students (some did this as part of a class assignment and some were paid.) conducted the actual interviews. Directors monitored the interviewers. All calls were made from the SCSU Survey Research Laboratory using our computer-assisted telephone interviewing system. CATI network assistance was provided by SCSU Social Science Technical Support Doni Lemon and Dan Ross.

The goal was to obtain 500+ completed surveys of currently enrolled students. Several steps were taken to ensure that the telephone sample is representative of students who have telephones. The SCSU Administrative Computer Service drew a random sample of about 1300 students. Although this is the most current list available some students are mobile and current housing data is difficult to maintain. In order to reach hard-to-get respondents each number was called up to seven times over different days and times and appointments made, as necessary, to interview the designated respondent at her/his convenience. Calls were primarily made after 4:30 p.m.

CALL BREAKDOWN

| | <u>N</u> | <u>%</u> |
|--|-----------------------------|----------|
| COOPERATION RATE | (A) | 91% |
| REACHED AND REFUSED | 53 | |
| ANSWERING MACHINE | about 162 (Tried 4-5 times) | |
| NOT WORKING | 68 | |
| CALL BACK NOT COMPLETED | 154 | |
| NOT ELIGIBLE (OUT OF TOWN, WRONG NUMBER, NO LONGER IN SCHOOL) | 310 | |
| BUSINESS PHONE | 11 | |
| OTHER—incomplete primary cell (incomplete information by Administrative Services) | 17 | |
| COMPLETED | <u>510</u> | |
| [about 15 numbers were held back for cati purposed] | <u>1300</u> | |

(A) [COOPERATION RATE IN TELEPHONE SURVEYS IS USUALLY BASED ON THE NUMBER OF COMPLETED CALLS DIVIDED BY THE TOTAL NUMBER OF RESPONDENTS WHO WERE PERSONALLY REACHED AND EITHER PARTICIPATED OR REFUSED]

The estimated sample error for a sample of 510 interviews is approximately plus/minus 4.5% at the 95% level of confidence. This means that if one were to have drawn twenty different samples of students and administered the same instrument it would be expected that the overall findings would be greater/lesser than 4.5% only one time in twenty. However, in all sample surveys there are other possible sources of error such as interviewer error and coding error for which precise estimates cannot be calculated. For subsamples such as gender the sample error may be larger.

The demographics of the sample appear to match the larger student population quite well. As is true of almost every population survey, female students were overrepresented. This is compensated for by using a statistical technique called weighting. Ethnic classifications, gender and class status matches the demographics of the student population almost exactly. The cooperation rate of the survey is 91%. Cooperation rate means that once an eligible student was contacted, over nine of ten of the respondents agreed to participate in the survey.

There were forty questions in the survey. Additionally the demographic variables of gender, class standing, ethnic status, live in dorm and year of birth was provided as part of the sample data base and incorporated into the data base. Additional material on the survey's methodology and findings are available by contacting Dr. Steve Frank.

DRS. STEVE FRANK AND JOHN MURPHY ARE MEMBERS OF THE MIDWEST ASSOCIATION OF PUBLIC OPINION RESEARCH (M.A.P.O.R.) AND THE AMERICAN ASSOCIATION OF PUBLIC OPINION RESEARCH AND SUBSCRIBE TO THE CODE OF ETHICS OF THE A.A.P.O.R.

STUDENT SURVEY APRIL, 1997 THIRD DRAFT 4/10/97 *INDICATES CHANGE

*This is calling from the Saint Cloud State
University Survey Research Lab at S.C.S.U.

□

May I speak with STUDENT

[IF PERSON CAN'T COME TO PHONE]

When will he/she be in?

[DATE/TIME] [IF STUDENT COMES TO PHONE-YOU MAY HAVE TO
REINTRODUCE YOURSELF]

INTERVIEWER: PRESS ANY KEY TO CONTINUE, CTRL/END
TO STOPINTERVIEW

Q: PURPOSE -----

T:

We are conducting a survey of S.C.S.U. students concerning
student services, activities and issues. Your name was randomly
selected by a computer from a list of all students. The interview
will just take a few minutes. Also, this interview is confidential
and completely voluntary. If we should come to any question that you don't
want to answer, just let me know and we'll go on to the next question.

[IF STUDENT HAS MOVED BUT STILL IN SCHOOL GET NEW
PHONE NUMBER AND PUT IT IN CALLBACK]

Q:CUL1 -----

T:

Thank you. Let's move on to a different topic. Have you ever attended or participated in a cultural program at SCSU?

1. YES-ASK NEXT QUESTION CUL2
5. NO -SKIP TO CUL3
8. DON'T KNOW -SKIP TO CUL3
9. REFUSED-SKIP TO CUL3

Q:CUL2 -----

T:

How would you rate your overall satisfaction with the cultural program or programs you attended? Would you say you were very satisfied, somewhat satisfied, somewhat dissatisfied, or very dissatisfied?

1. VERY SATISFIED
2. SOMEWHAT SATISFIED
3. SOMEWHAT DISSATISFIED
4. VERY DISSATISFIED
8. DON'T KNOW
9. REFUSED

Q:CUL3 -----

T:

What is your satisfaction with racial harmony at SCSU? Would you say you are very satisfied, somewhat satisfied, somewhat dissatisfied, or very dissatisfied?

1. VERY SATISFIED
2. SOMEWHAT SATISFIED
3. SOMEWHAT DISSATISFIED
4. VERY DISSATISFIED
8. DON'T KNOW
9. REFUSED

Q:THANKYOU -----

T:

I would like to thank you very much for your time and cooperation. You have been very helpful. If you would like to see the results of this survey you may contact Dr. Steve Frank in the Political Science Department in about a month. Good-bye!

[CONTACT PERSON PROFESSORS JOHN MURPHY (320-255-2154 OR STEVE FRANK AT 320-255-4131] INTERVIEWER-BEFORE YOU ENTER DISPOSITION CODE MAKE SURE INTERVIEW SCHEDULE IS COMPLETE AND ACCURATE. BRING TO A DIRECTOR'S ATTENTION ANY PROBLEMS WITH THE INTERVIEW, SUCH AS DIFFICULT QUESTIONS, CODING PROBLEMS, ETC.

Frequencies

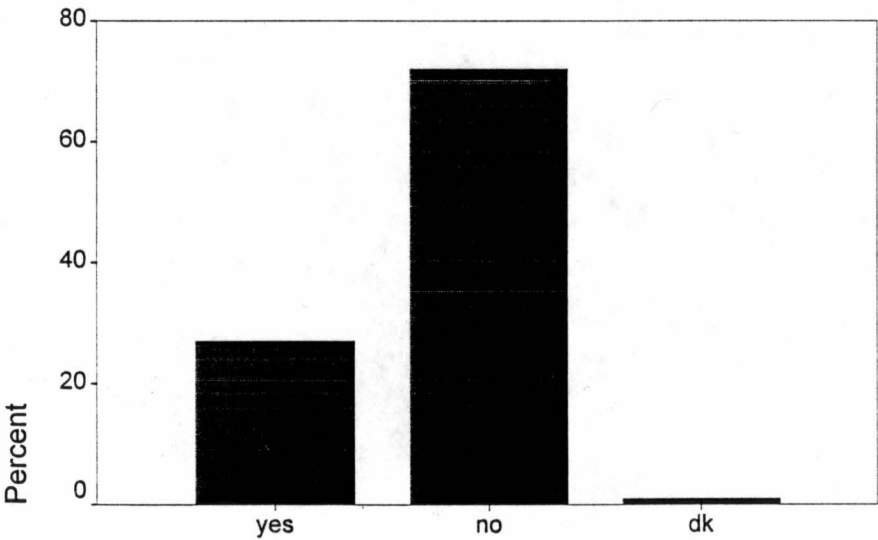
Statistics

| | N | | Mode |
|--|-------|---------|------|
| | Valid | Missing | |
| ever partic in SCSU cultural prog | 510 | 0 | 5 |
| sat with scsu cultural programs | 136 | 374 | 2 |
| sat with scsu racial harmony | 507 | 3 | 2 |

ever partic in SCSU cultural prog

| | | Frequency | Percent | Valid Percent | Cumulative Percent |
|-------|-------|-----------|---------|------------------|-----------------------|
| Valid | yes | 138 | 27.0 | 27.0 | 27.0 |
| | no | 367 | 72.0 | 72.0 | 99.1 |
| | dk | 5 | .9 | .9 | 100.0 |
| | Total | 510 | 100.0 | 100.0 | |
| Total | | 510 | 100.0 | | |

Bar Chart



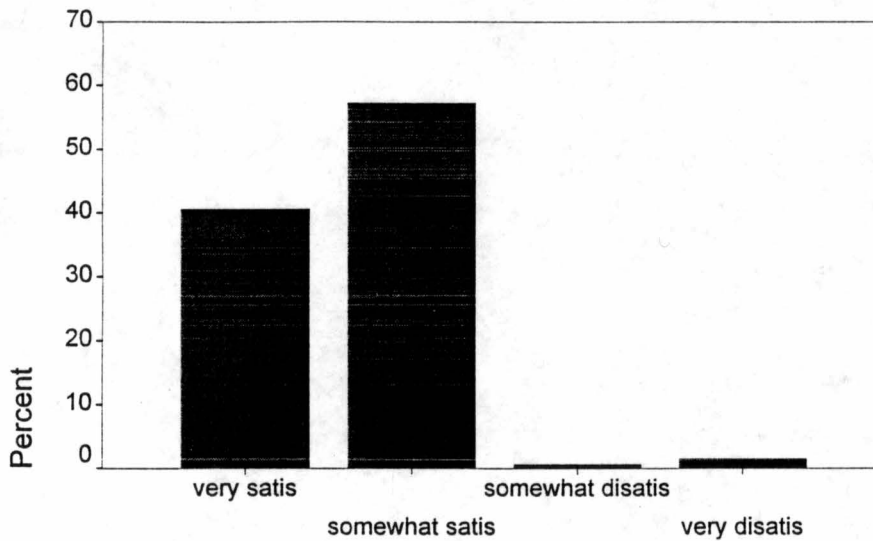
ever partic in SCSU cultural prog

Cases weighted by WTFACOR

sat with scsu cultural programs

| | | Frequency | Percent | Valid Percent | Cumulative Percent |
|---------|------------------|-----------|---------|---------------|--------------------|
| Valid | very satis | 55 | 10.8 | 40.6 | 40.6 |
| | somewhat satis | 78 | 15.2 | 57.2 | 97.8 |
| | somewhat disatis | 1 | .2 | .6 | 98.5 |
| | very disatis | 2 | .4 | 1.5 | 100.0 |
| | Total | 136 | 26.6 | 100.0 | |
| Missing | 0 | 372 | 73.0 | | |
| | missing | 2 | .4 | | |
| | Total | 374 | 73.4 | | |
| Total | | 510 | 100.0 | | |

Bar Chart



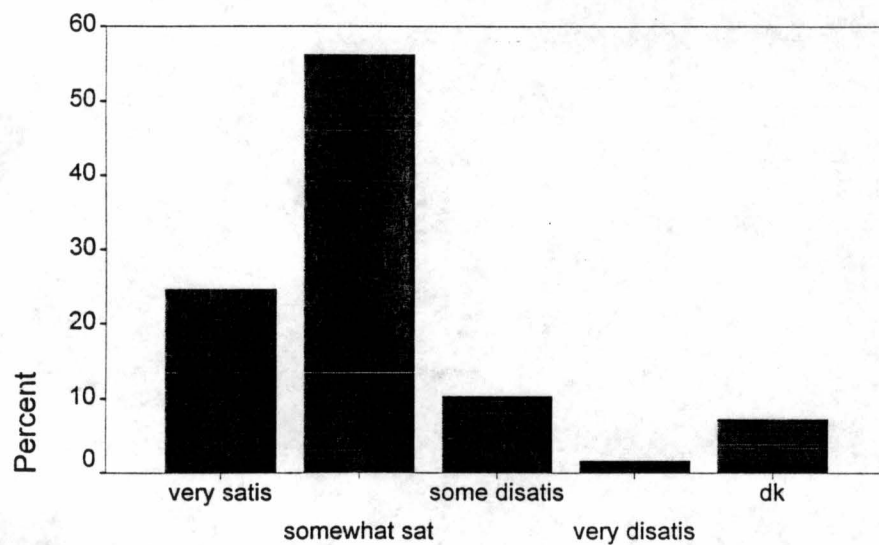
sat with scsu cultural programs

Cases weighted by WTFactor

sat with scsu racial harmony

| | | Frequency | Percent | Valid Percent | Cumulative Percent |
|---------|--------------|-----------|---------|---------------|--------------------|
| Valid | very satis | 125 | 24.4 | 24.6 | 24.6 |
| | somewhat sat | 285 | 55.9 | 56.2 | 80.8 |
| | some disatis | 52 | 10.2 | 10.3 | 91.1 |
| | very disatis | 8 | 1.6 | 1.6 | 92.7 |
| | dk | 37 | 7.2 | 7.3 | 100.0 |
| | Total | 507 | 99.4 | 100.0 | |
| Missing | missing | 3 | .6 | | |
| | Total | 3 | .6 | | |
| Total | | 510 | 100.0 | | |

Bar Chart



sat with scsu racial harmony

Cases weighted by WTFactor